



FY23 NON-OPERATING & CAPITAL PROJECTS REQUEST FOR APPLICATIONS

ROUND 2 EVALUATION

AGENDA

- WELCOME AND INTRODUCTIONS
- PURPOSE OF THIS MEETING
- BACKGROUND INFORMATION
- EVALUATION COMMITTEE RECOMMENDATION AND DISCUSSION
- OPEN AGENDA
- ACTION

MEETING PURPOSE

Evaluation Committee presents the recommendation to the **JWB Executive Team for consideration in developing the final recommendation.**

Public comments will be heard prior to the Executive Team taking action.

CRITICAL RFA ACTIVITIES

A large, dark grey arrow pointing to the right, with the word 'Today' written inside it in a small, white, sans-serif font.

Today

- 04/14/23: RFA Released
- 06/01/23: Application Submission Due Date by Noon
- 07/18/23: Evaluation Committee Meeting
- 07/20/23: Evaluation Committee Meeting
- 08/10/23: Present Recommendations to the JWB Executive Team
- 09/06/23: Board Action to Award
- 09/08/23: Announce Intent to Award
- On or before 11/01/23: Execute Amendments

OBJECTIVE

To make one-time-only investments in capacity building projects that increase the ability of 501(c)(3) organizations that currently receive program funding from JWB to operate effectively and efficiently over the long-term.

FY22/FY23 COMPARISON

FY22

- Funding Available: \$1.75 million
- Request Minimum: \$10,000 per project
- Request Maximum: \$150,000 per Application

FY23

- Funding Available: \$2.9 million
- Request Minimum: \$10,000 per project
- Request Maximum: \$200,000 per Application

EVALUATION CRITERIA

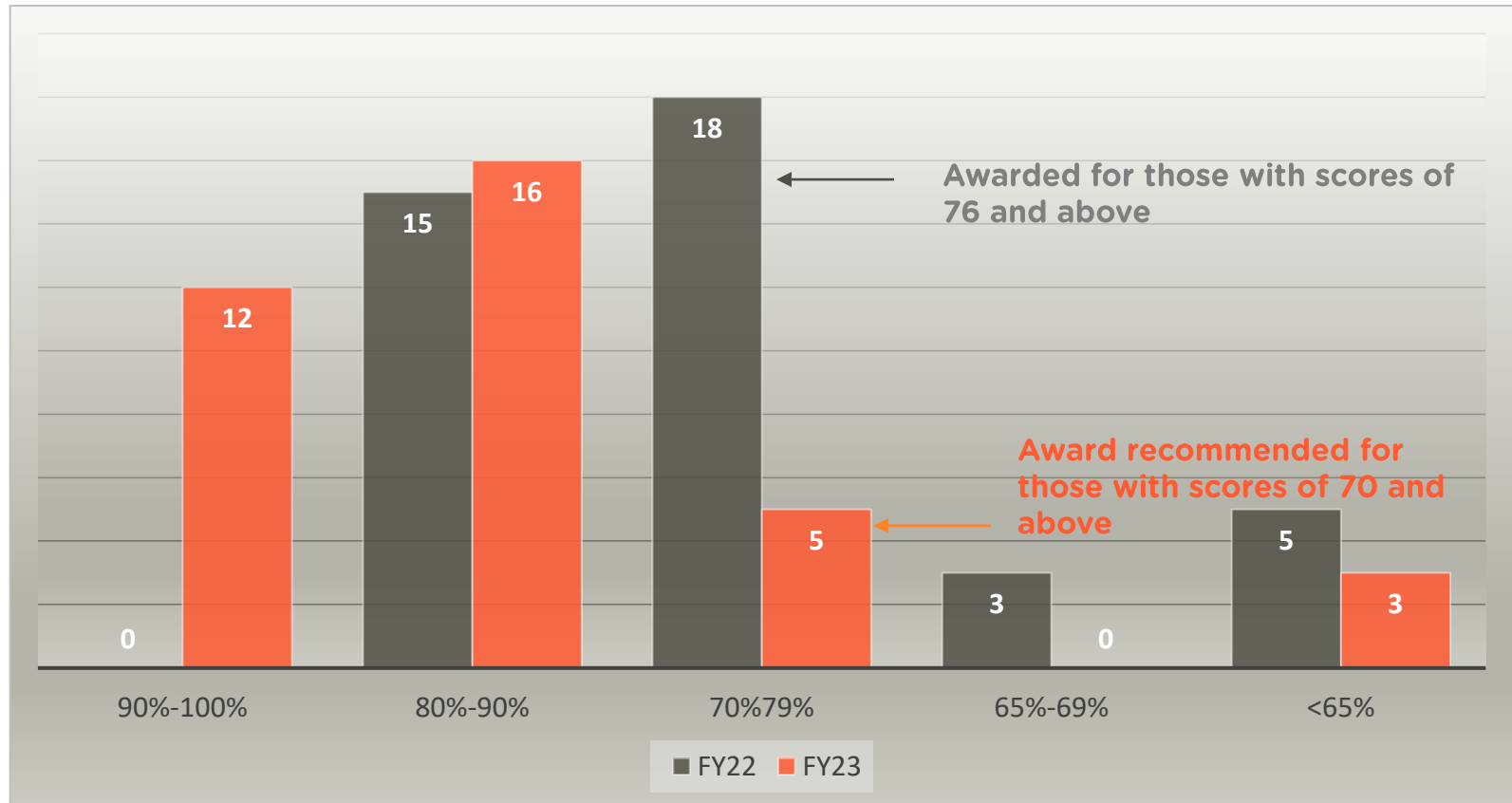
<u>Evaluation Criteria</u>	<u>Points</u>
Statement of Need	40%
Project Description	30%
<u>Return on Investment</u>	<u>30%</u>
Total Potential Points	100%

EVALUATION

Other Important Evaluation Information:

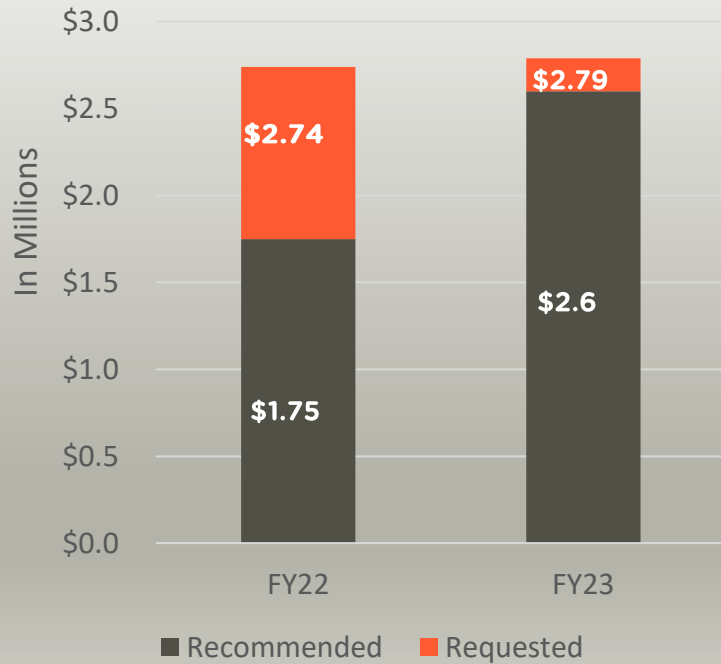
- Projects must have an **average score of 65** or above to be considered for further evaluation.
- All projects over 65 were recommended for funding, therefore geographic distribution did not have to be considered.

F22/FY23 COMPARISON PROJECT SCORING FOR ROUND 1

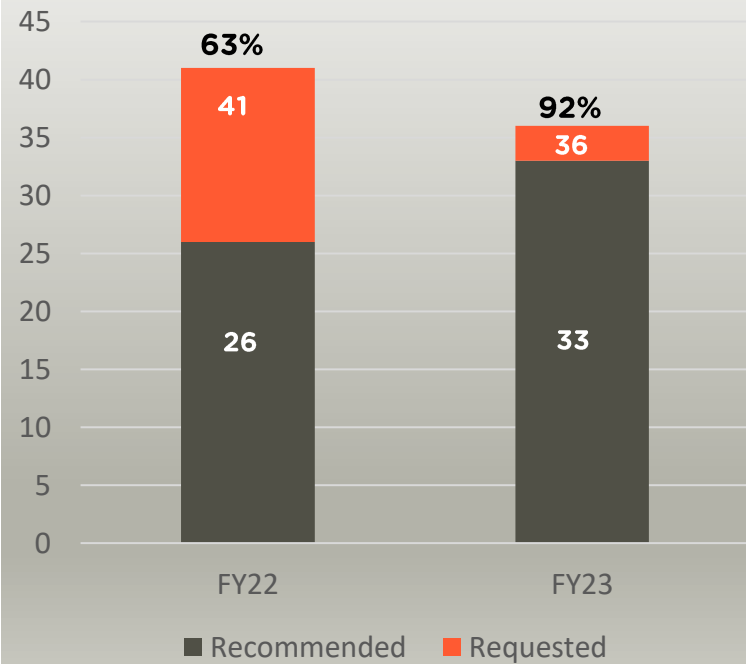


FY22/FY23 ROUND 1 COMPARISON

Amount Requested and Recommended



Projects Requested & Recommended



RFA RECOMMENDATIONS OVERVIEW-GEOGRAPHIC DISTRIBUTION

Area Served (self-identified)	Number of Projects Requested	Amount Requested	Number of Projects Recommended	Amount Recommended
Countywide	26	\$2,425,209	24	\$2,242,217
North County	2	\$58,096	2	\$58,096
Mid-County	3	\$184,841	2	\$158,147
South County	3	\$83,550	3	\$83,550
North and Mid	2	\$37,700	2	\$37,700
Total	36	\$2,789,396	33	\$2,579,710

RFA RECOMMENDATIONS OVERVIEW-PROJECT TYPE

Project Type	Number of Projects Recommended	Percentage of Projects Recommended	Amount Recommended
Facility	17	52%	\$1,365,259
Technology	12	36%	\$779,313
Facility/Security	1	3%	\$145,380
Technology/Facility	1	3%	\$19,528
Transportation/Technology	1	3%	\$93,289
Transportation	1	3%	\$176,941
Total	33	100%	\$2,579,710

RFA RECOMMENDATIONS OVERVIEW

1 Project is recommended for **partial award** due to **ineligible expenses** deducted.